


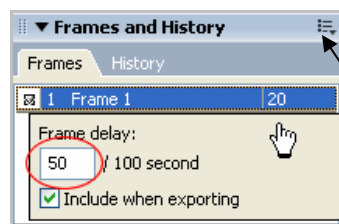
Fireworks: Animations



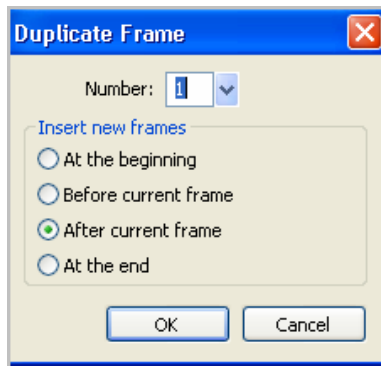
Create animated clipart for web pages or flipcharts.

Create a fluttering butterfly from one simple image.


1. Download butterfly image [here](#).
2. Open Fireworks and open saved butterfly.png.
3. Use the paint can and color the body of the butterfly.
4. If the Frames panel is not open on the right, select Window from the menu bar and check Frames.
5. Select the Frame rate and make it 50/100 seconds.



6. Duplicate the frame by selecting the option button at the top of the Frames and History panel.
7. From the drop down menu select Duplicate Frame.
8. Stay with the default 1 frame and be sure after current frame is selected. Click OK.



9. In the Frame panel select the first frame and paint the left wing one color and the right wing another color.
10. Select Frame two and paint the wings reversing the two colors you selected.
11. Press Ctrl + Alt + T to trim your canvas. Save the png.
12. Preview the animation by selecting play feature on the control panel. (bottom right)



13. To export go to File > Export Wizard and select Animated Gif at the second popup window.
14. At the third window, select the Animation Tab at the top and select your looping options. Export to a folder. This one file is now an animated butterfly!

